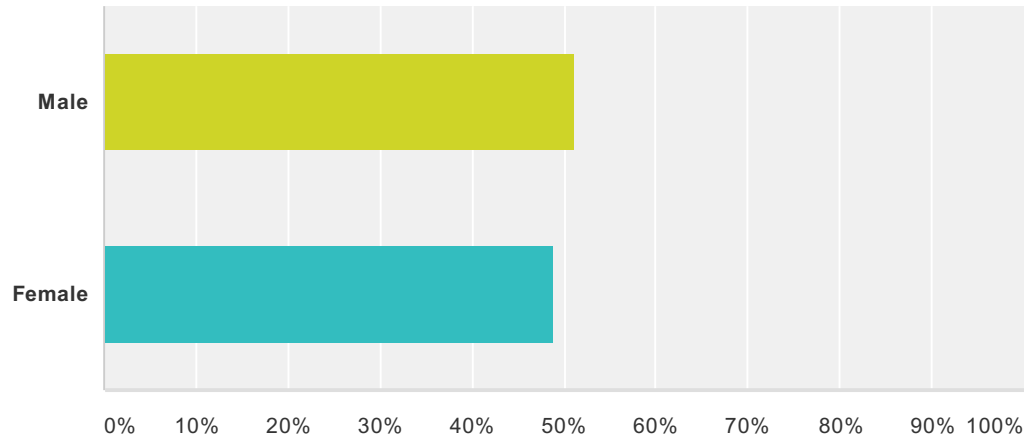


Q1 What is your gender?

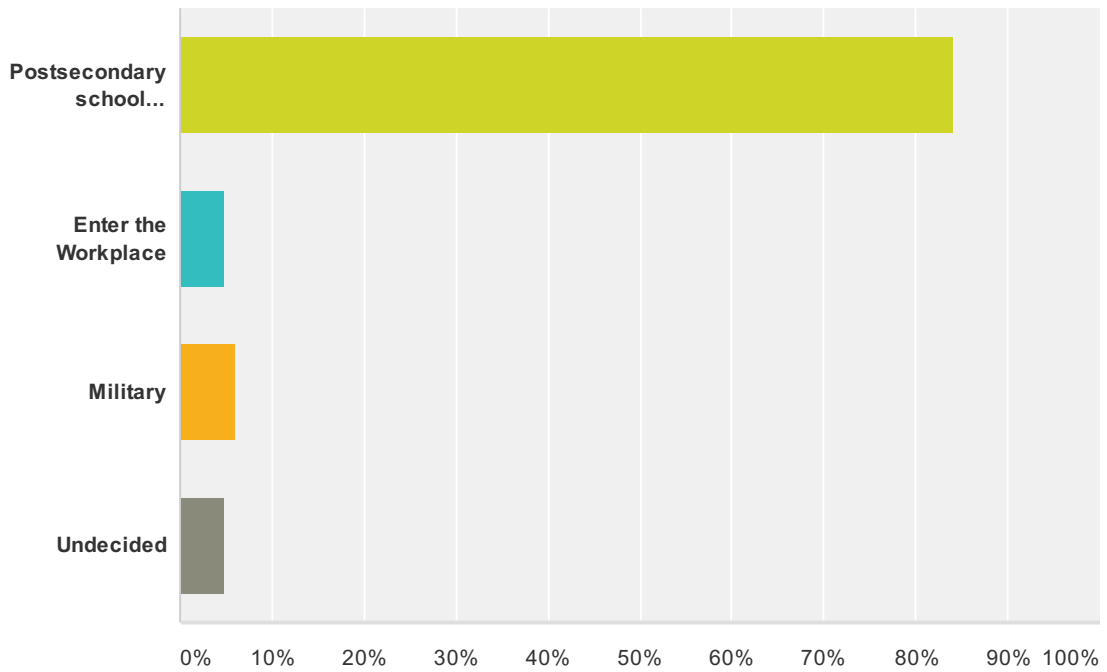
Answered: 82 Skipped: 0



Answer Choices	Responses
Male	51.22% 42
Female	48.78% 40
Total	82

Q2 What are your plans after high school?

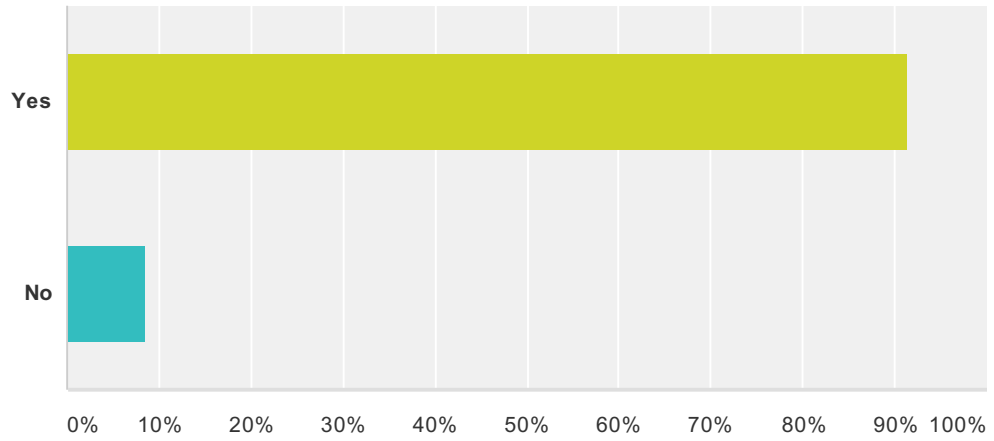
Answered: 82 Skipped: 0



Answer Choices	Responses
Postsecondary school (college, tech college, etc.)	84.15% 69
Enter the Workplace	4.88% 4
Military	6.10% 5
Undecided	4.88% 4
Total	82

Q3 Did you feel you had access to a computer in high school when you needed one?

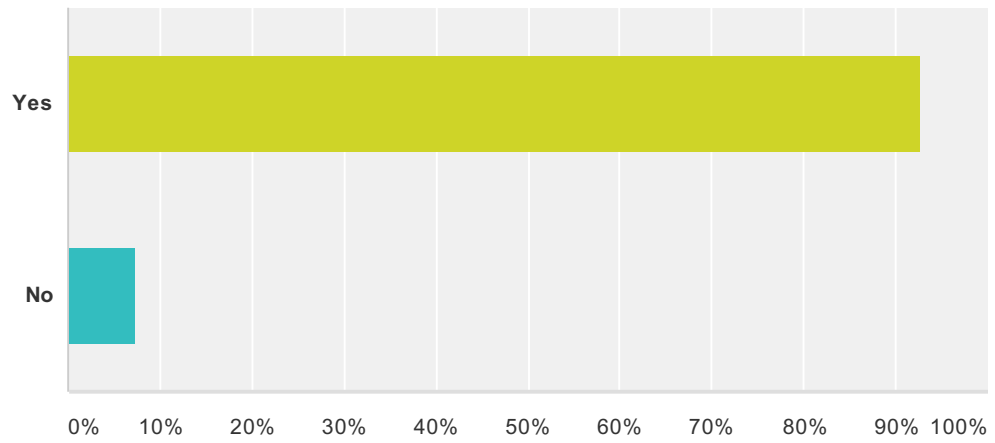
Answered: 82 Skipped: 0



Answer Choices	Responses
Yes	91.46% 75
No	8.54% 7
Total	82

Q4 If asked, could you briefly explain the do's and don'ts for proper educational use of technology in school?

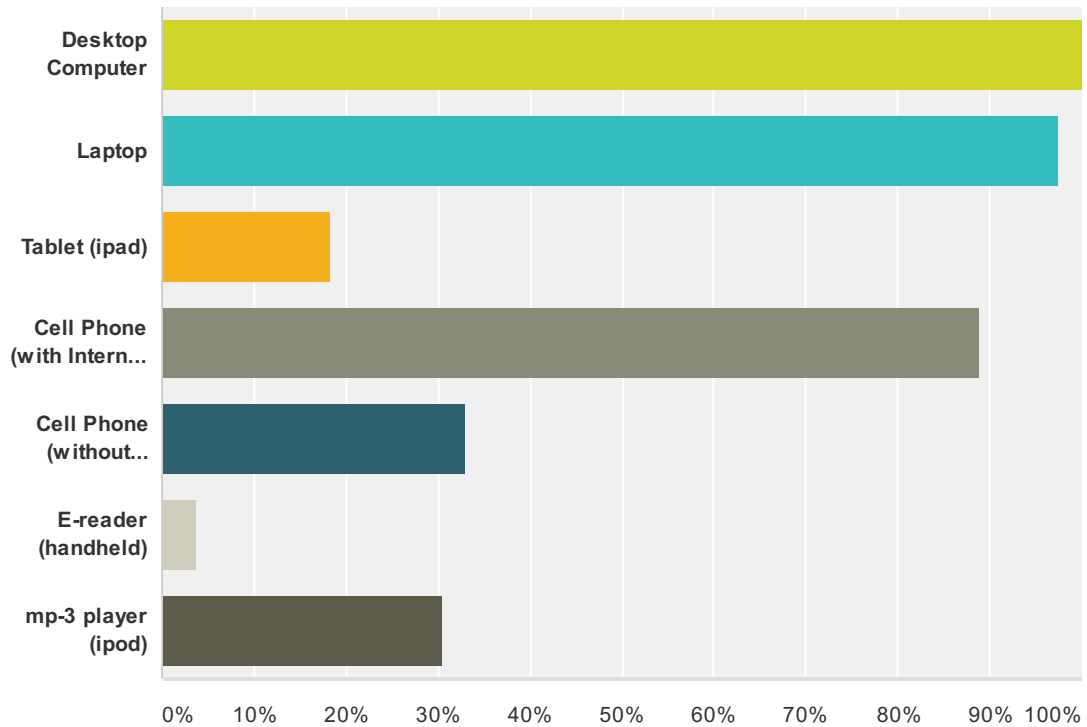
Answered: 82 Skipped: 0



Answer Choices	Responses
Yes	92.68% 76
No	7.32% 6
Total	82

Q5 Check all the technology devices that you used in school this year.

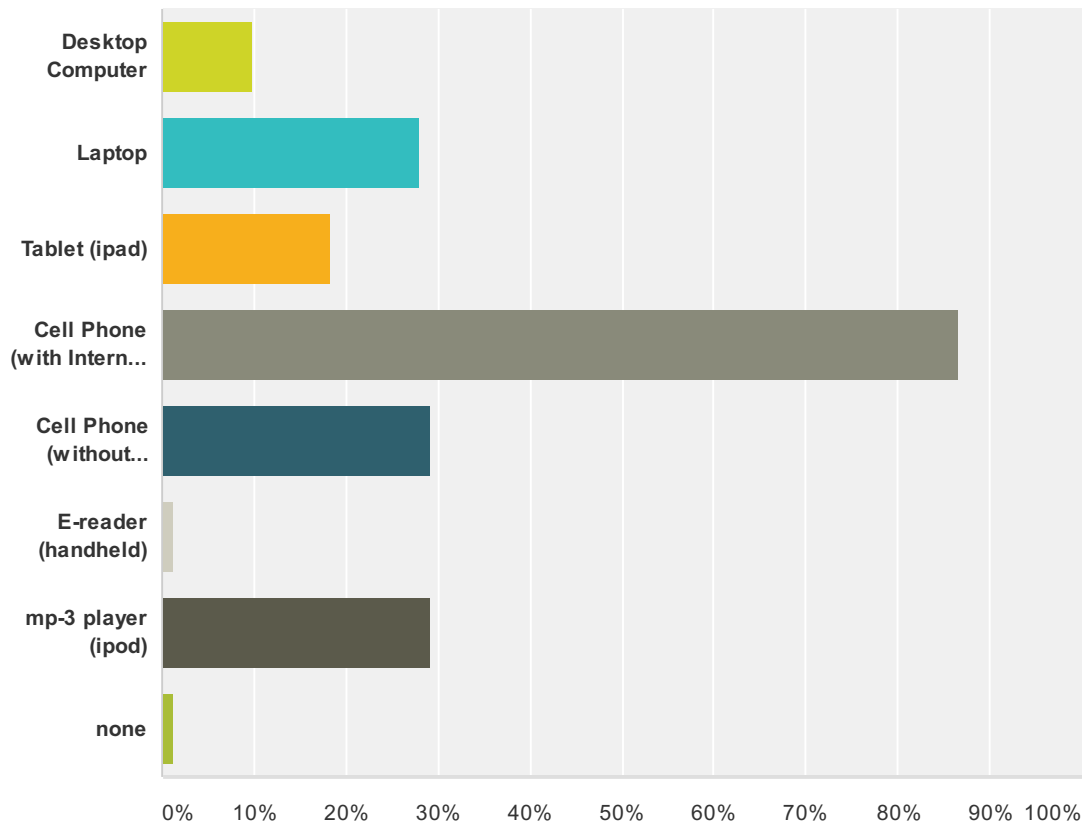
Answered: 82 Skipped: 0



Answer Choices	Responses	Count
Desktop Computer	100.00%	82
Laptop	97.56%	80
Tablet (ipad)	18.29%	15
Cell Phone (with Internet access)	89.02%	73
Cell Phone (without Internet access)	32.93%	27
E-reader (handheld)	3.66%	3
mp-3 player (ipod)	30.49%	25
Total Respondents: 82		

Q6 Which of the devices checked in the previous question were your own?

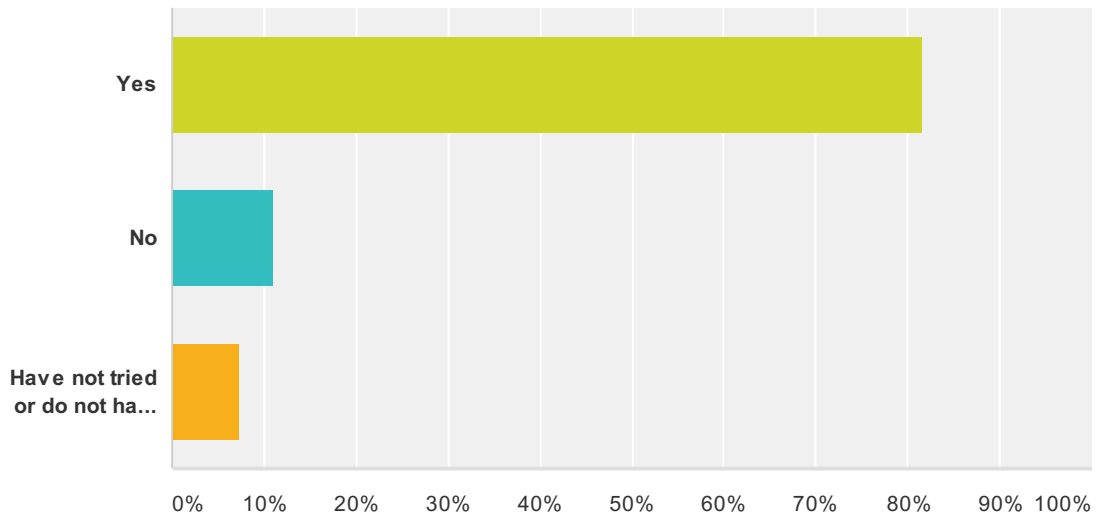
Answered: 82 Skipped: 0



Answer Choices	Responses
Desktop Computer	9.76% 8
Laptop	28.05% 23
Tablet (ipad)	18.29% 15
Cell Phone (with Internet access)	86.59% 71
Cell Phone (without Internet access)	29.27% 24
E-reader (handheld)	1.22% 1
mp-3 player (ipod)	29.27% 24
none	1.22% 1
Total Respondents: 82	

Q7 Were you able to access the school's wireless network on YOUR OWN wireless device?

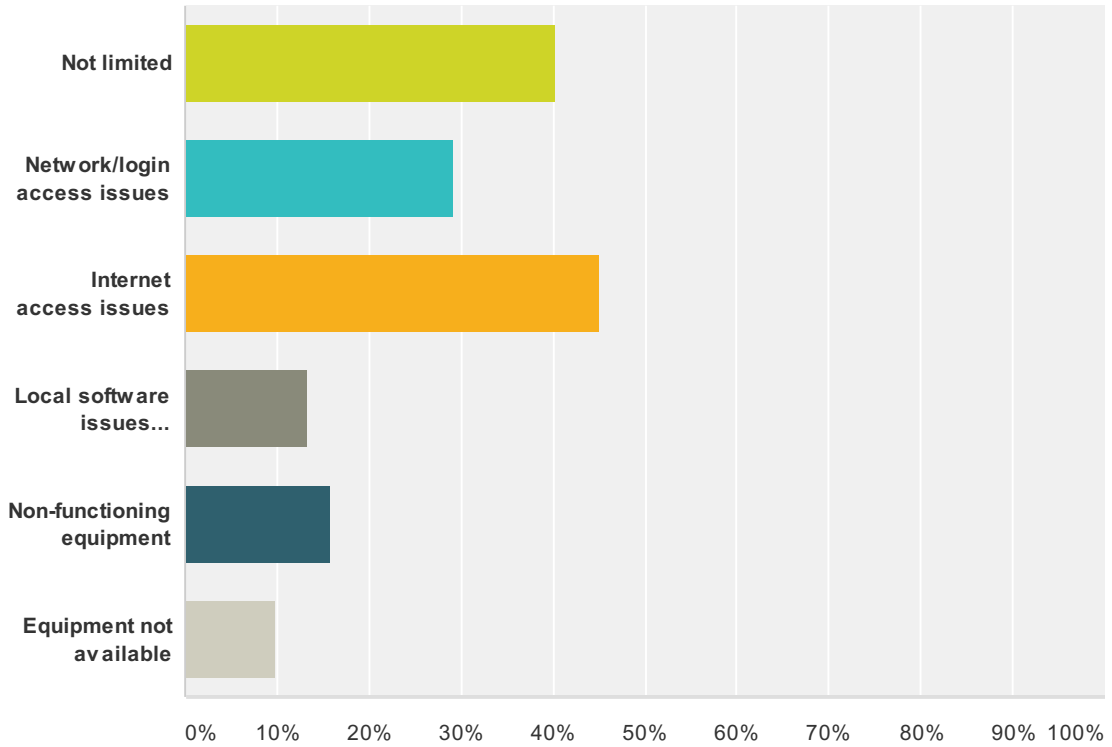
Answered: 82 Skipped: 0



Answer Choices	Responses
Yes	81.71% 67
No	10.98% 9
Have not tried or do not have a device	7.32% 6
Total	82

Q8 Were you limited in completing classroom assignments with technology due to.... (check all that apply)

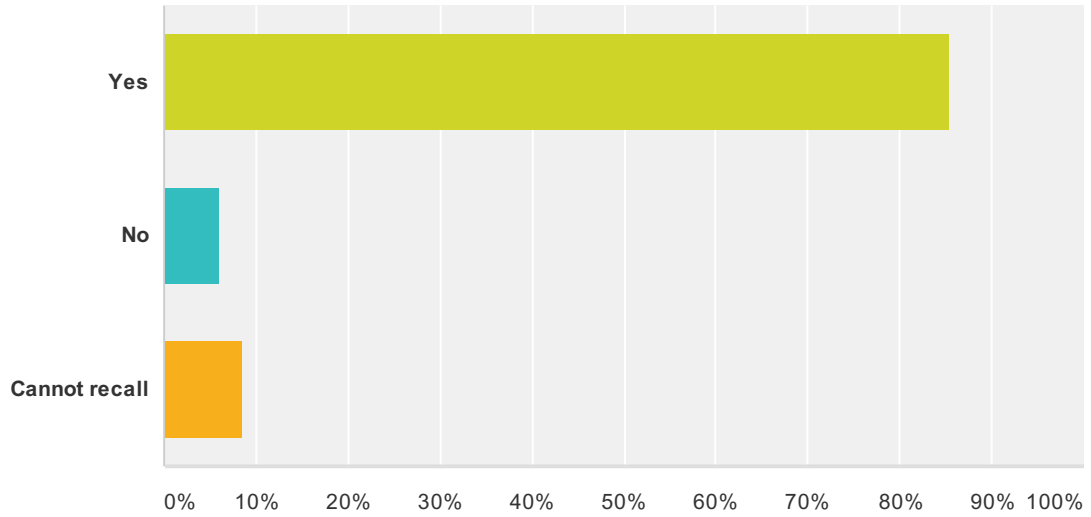
Answered: 82 Skipped: 0



Answer Choices	Responses	
Not limited	40.24%	33
Network/login access issues	29.27%	24
Internet access issues	45.12%	37
Local software issues (version, availability, etc.)	13.41%	11
Non-functioning equipment	15.85%	13
Equipment not available	9.76%	8
Total Respondents: 82		

Q9 Have you been taught the law regarding copying of text, graphics, sound, and software from electronic sources (Internet, online encyclopedias, citing sources, etc.)?

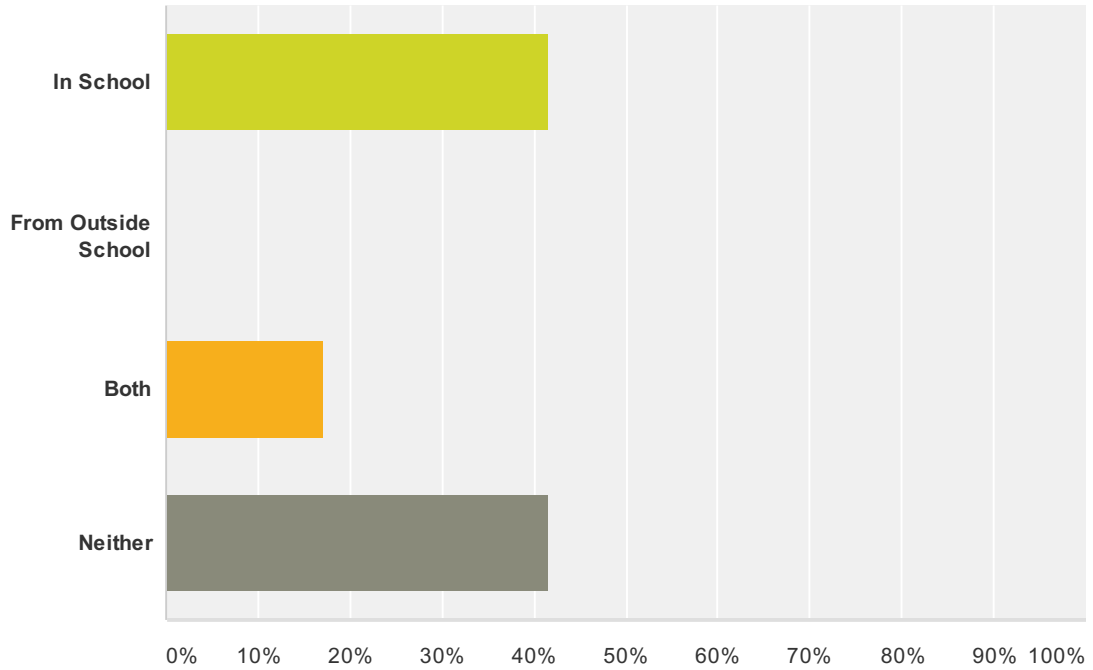
Answered: 82 Skipped: 0



Answer Choices	Responses	
Yes	85.37%	70
No	6.10%	5
Cannot recall	8.54%	7
Total		82

Q10 Did you use Internet and library media resources (SIRS, Badgerlink, Card Catalog, etc.) for researching classroom assignments or for personal use?

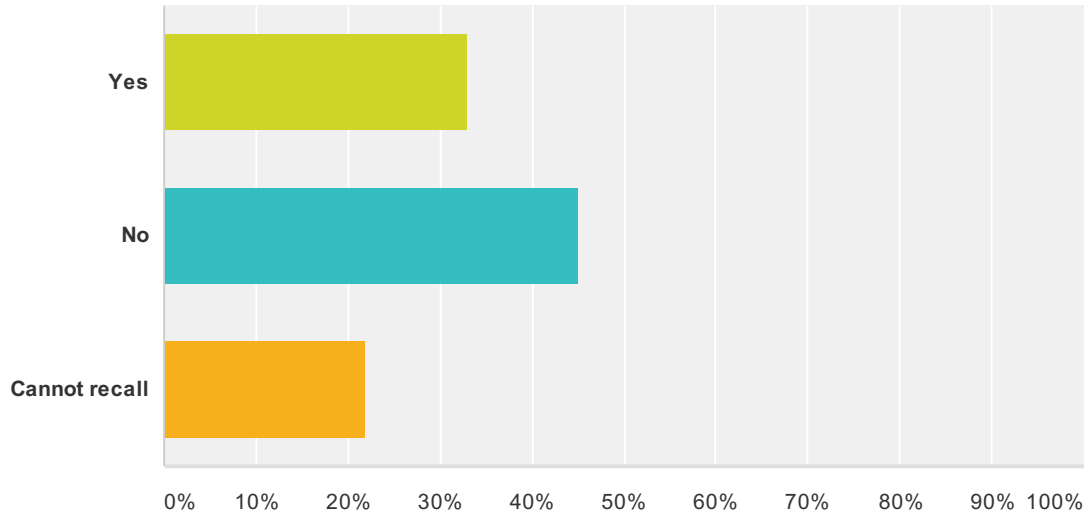
Answered: 82 Skipped: 0



Answer Choices	Responses	
In School	41.46%	34
From Outside School	0.00%	0
Both	17.07%	14
Neither	41.46%	34
Total		82

Q11 Were you made aware of new resources added to the library/media collection (print, online, hardware, software) each year?

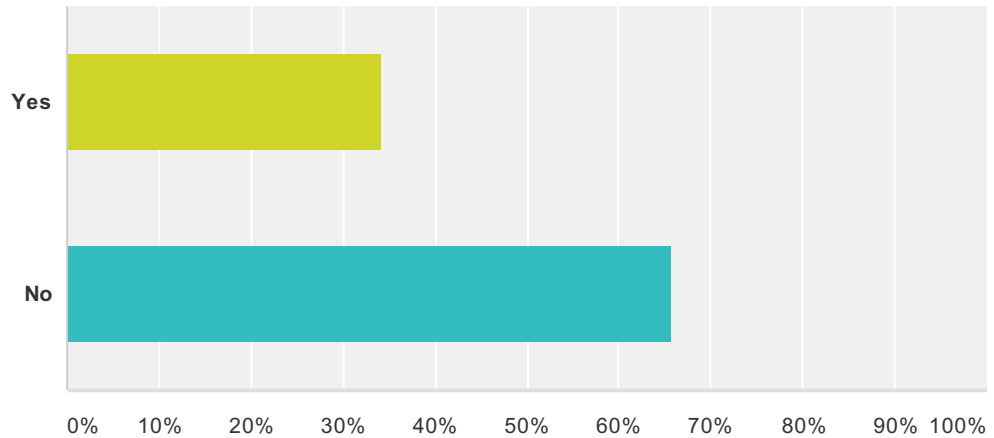
Answered: 82 Skipped: 0



Answer Choices	Responses
Yes	32.93% 27
No	45.12% 37
Cannot recall	21.95% 18
Total	82

Q12 At some point during your high school career, did you take a distance learning class that was broadcast from a location outside of MASH (i.e. virtual school, distance learning lab)?

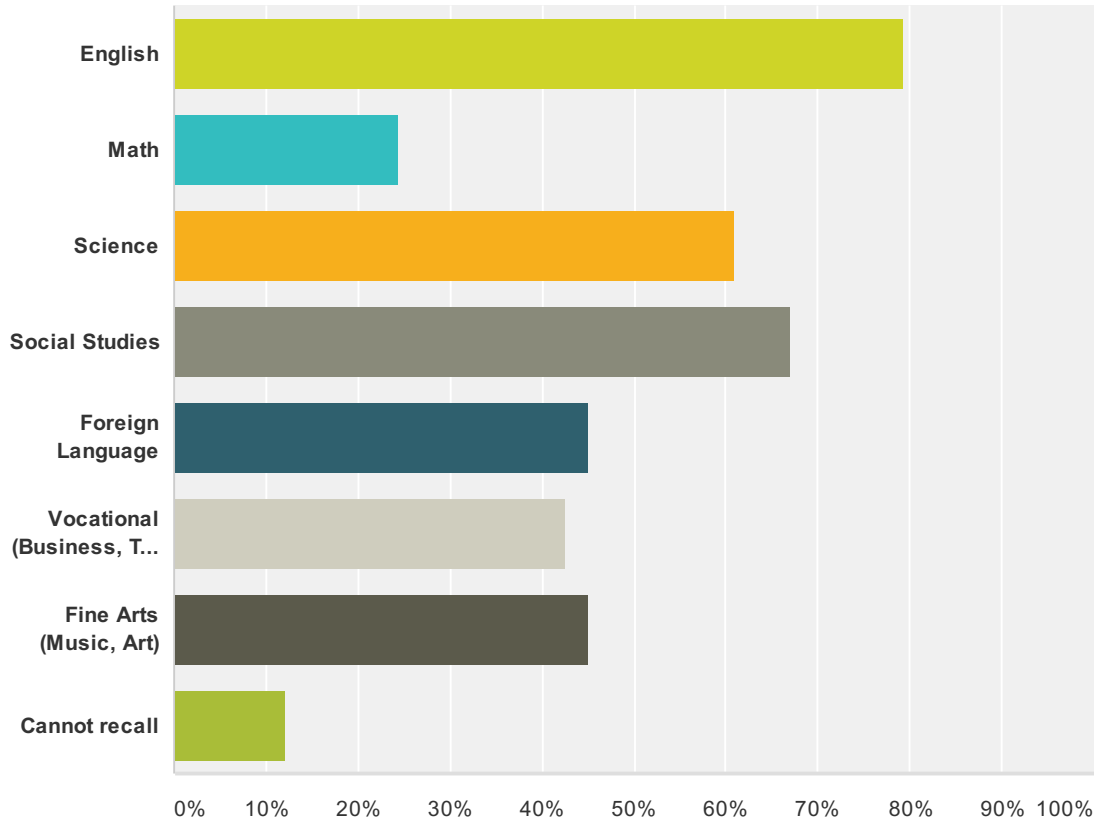
Answered: 82 Skipped: 0



Answer Choices	Responses
Yes	34.15% 28
No	65.85% 54
Total	82

Q13 In what content area(s) in high school did you complete projects (real-world applications) that required technology? (Check all that apply)

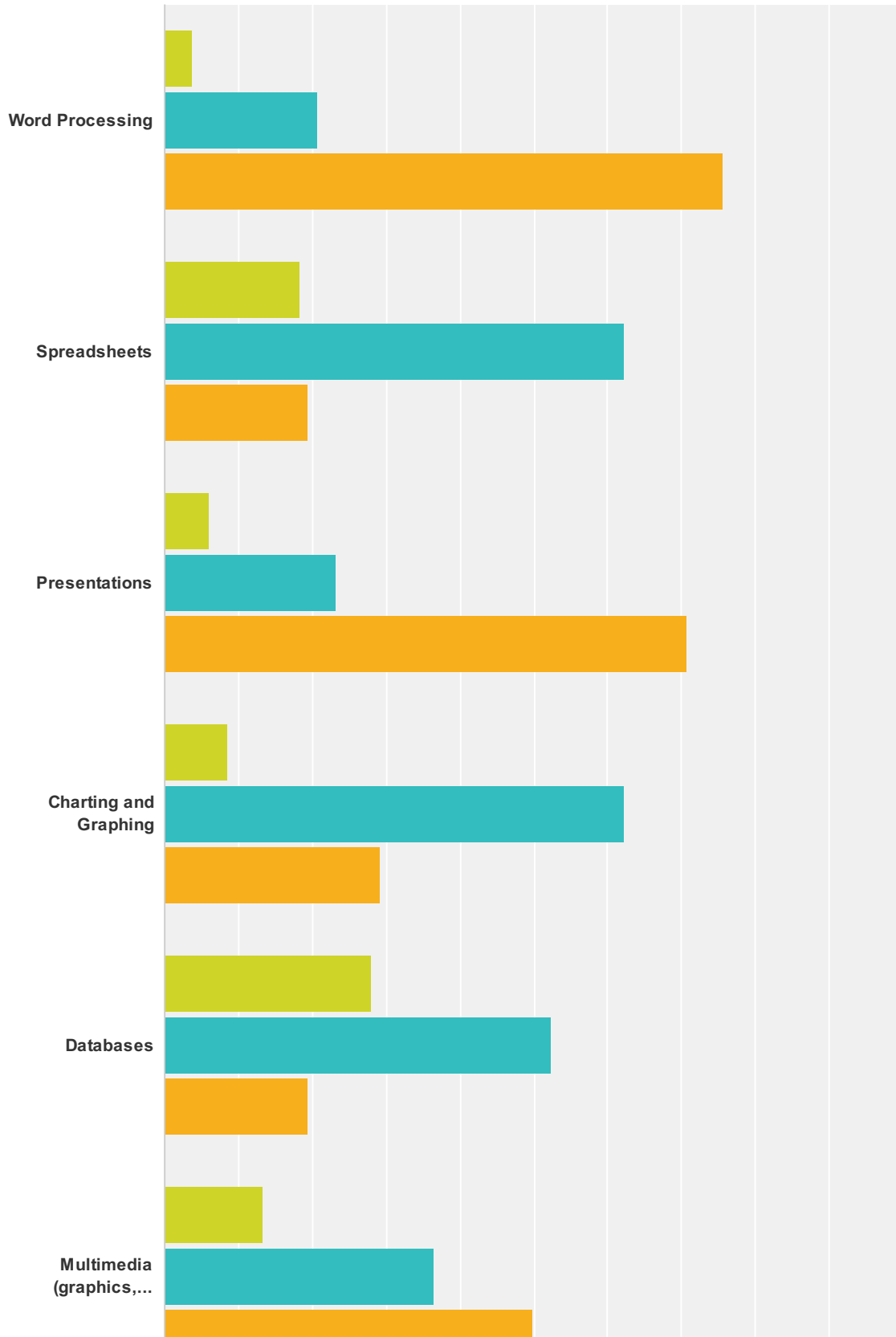
Answered: 82 Skipped: 0



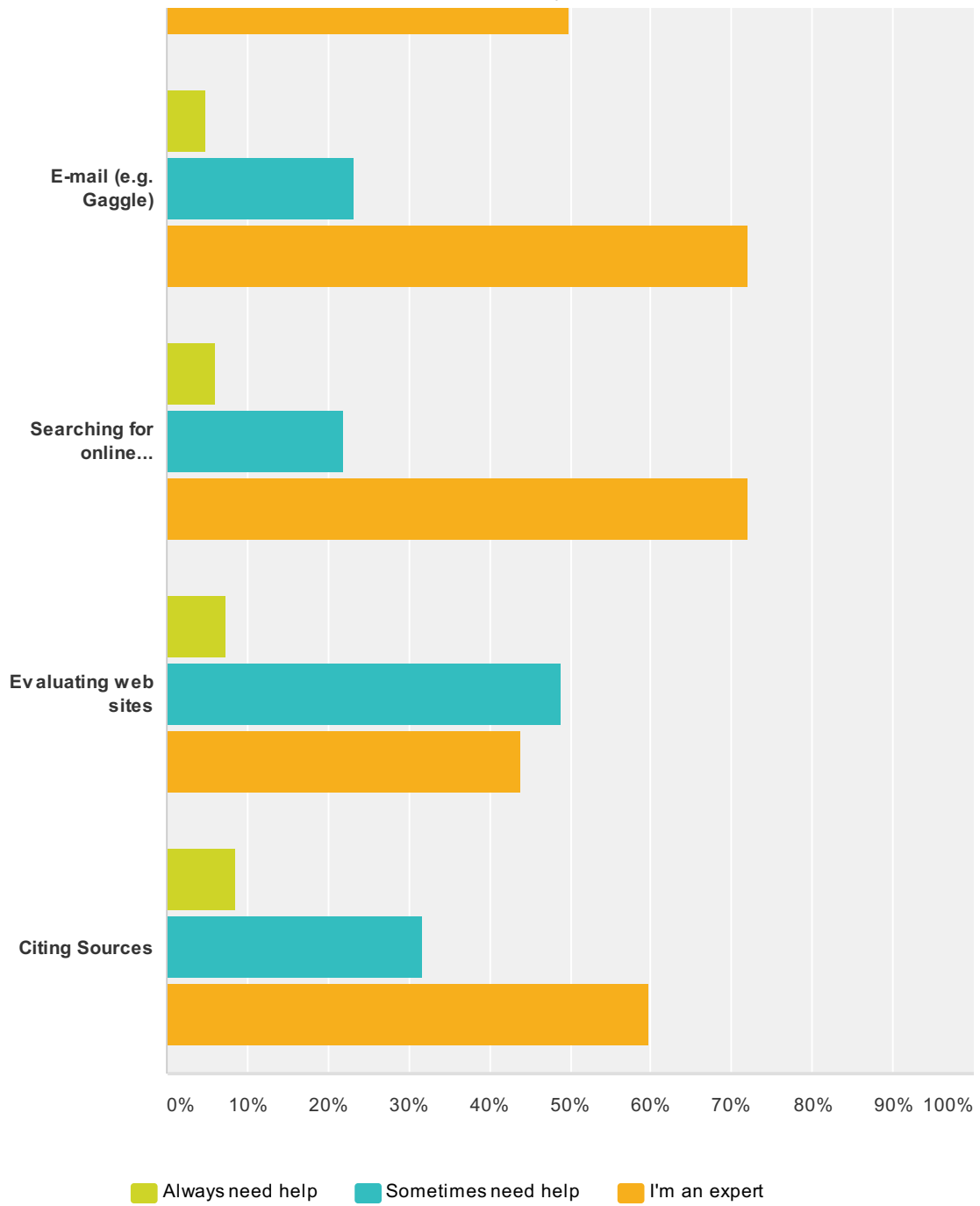
Answer Choices	Responses	Count
English	79.27%	65
Math	24.39%	20
Science	60.98%	50
Social Studies	67.07%	55
Foreign Language	45.12%	37
Vocational (Business, Tech Ed, Agriculture, FACE)	42.68%	35
Fine Arts (Music, Art)	45.12%	37
Cannot recall	12.20%	10
Total Respondents: 82		

Q14 When using the following software resources, check the statement that most accurately describes how much help you need.

Answered: 82 Skipped: 0



Grade 12 Exit Survey - 2014



	Always need help	Sometimes need help	I'm an expert	Total
Word Processing	3.66% 3	20.73% 17	75.61% 62	82
Spreadsheets	18.29% 15	62.20% 51	19.51% 16	82
Presentations	6.10% 5	23.17% 19	70.73% 58	82
Charting and Graphing	8.54% 7	62.20% 51	29.27% 24	82
Databases	28.05% 23	52.44% 43	19.51% 16	82

Multimedia (graphics, video, audio)

13.41%

36.59%

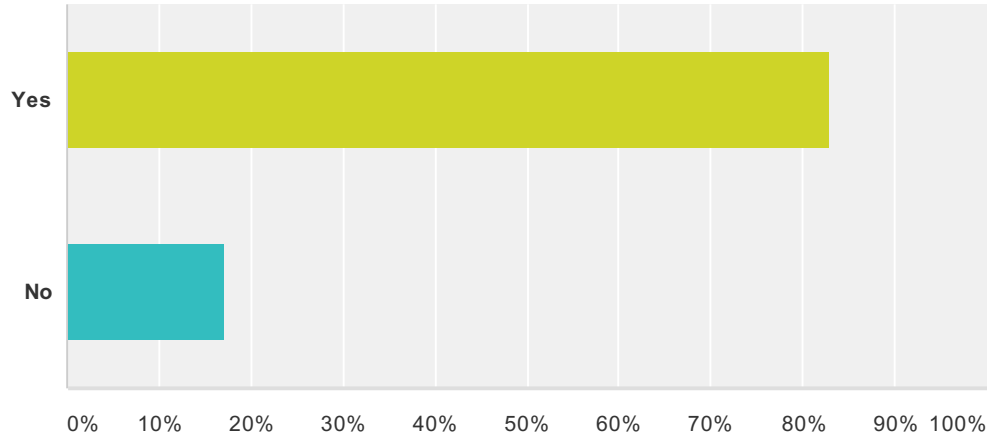
50.00%

Grade 12 Exit Survey - 2014

multimedia (graphics, video, audio)	15.71% 11	33.33% 30	59.76% 41	82
E-mail (e.g. Gaggle)	4.88% 4	23.17% 19	71.95% 59	82
Searching for online information (e.g. searching card catalog, Badgerlink, Google)	6.10% 5	21.95% 18	71.95% 59	82
Evaluating web sites	7.32% 6	48.78% 40	43.90% 36	82
Citing Sources	8.54% 7	31.71% 26	59.76% 49	82

Q15 Did you use teacher-authored web sites and/or learning managements systems (Moodle, Edmodo) to access assignments, handouts, and other class resources?

Answered: 82 Skipped: 0



Answer Choices	Responses	
Yes	82.93%	68
No	17.07%	14
Total		82

Q16 Optional: Feel free to add any other comments that you feel would be helpful.

Answered: 22 Skipped: 60